



Public Library Authorities  
Annual Estimates of  
Expenditure  
**2008**  
Summary



AN CHOMHAIRLE LEABHARLANNA  
The Library Council



**AN CHOMHAIRLE LEABHARLANNA** is pleased to publish this summary of the twenty first national annual statistical survey of public library authority estimated expenditure, for the year **2008** based on the returns provided by all 32 library authorities.

The main features of the survey are:

- total public library recurrent spending in Ireland is set to **increase** by **10.7%** over 2007 to **€130.5 million**.
- expenditure per head of population on public library services will **increase** from €27.81 in 2007 to **€30.78**.
- thirty-one library authorities plan to **increase** their estimated spending on public library services.
- local authority expenditure on library **stock** is set to increase by **9%** from the 2007 figure of €13.5 million to **€14.8 million**.
- **twenty-seven** authorities will **increase** their spending on **stock**, **four** have allocated the **same** amount as for 2007, and **one** plans to **reduce** expenditure. Five authorities have allocated less money for the purchase of stock in 2008 than they did in 2004 despite a rise of **12.5%** in the Consumer Price Index from December 2003 to December 2007.
- local authority expenditure on **stock** now stands at **€3.49** per capita, increased from €3.20 in 2007 and €1.61 in 1998.

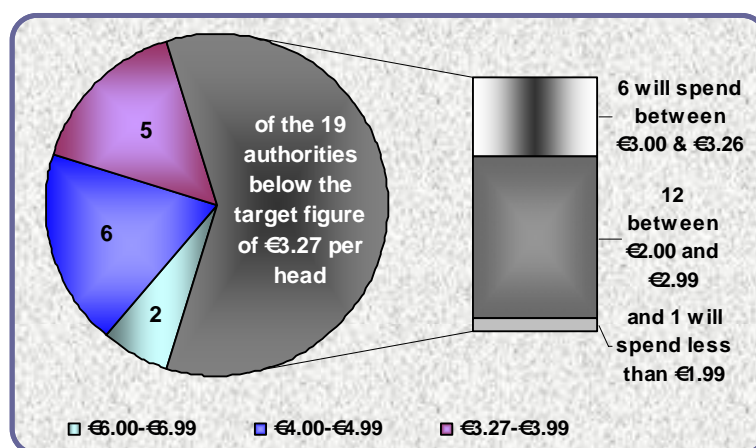
These increases take place in the context of local authority recurrent expenditure on all services, including libraries, being set to rise by **7%** to a total of **€4,869 million** in 2008.

Comparing the level of investment to that of 1999, which was the first year of the *Branching Out* programme, reveals that:

- public library authority expenditure on services has increased by **157%** from €51 million to **€130.5 million**.
- this represents a rise in expenditure per head of population from €13.99 to **€30.78**
- local authority expenditure on **stock** has increased by **170%** from €5,477,514 to **€14,814,499**
- this represents an increase in expenditure per head of population from €1.51 to **€3.49**.



- **Thirteen authorities** will **exceed** the target set by the *Branching Out Steering Group* of €3.27 per head of resident population on stock for 2008. Estimated expenditure on stock in the remaining nineteen authorities will fall below that target with six spending between €3.00 and €3.26, twelve spending between €2.00 and €2.99 and one spending less than €1.99 – see *Chart 1*.



**Chart 1: Public library authority expenditure on stock per head of resident population**

An Chomhairle welcomes and encourages further investment by local authorities in library services.

We are indebted to the public library authorities and the Departments of the Environment, Heritage and Local Government and of Education and Science respectively for their assistance in compiling the statistical data.

An Chomhairle Leabharlanna is committed to providing accurate, comprehensive and timely information on the public library service in Ireland and trusts that this publication is a further contribution to that end.

An Chomhairle wishes to acknowledge the combined efforts of the Minister, his officials, the Chairs, members, managers and staff of library authorities in enhancing existing services while planning new growth.

*This is a summary version of An Chomhairle's annual survey of public library authority estimates. The full report is available online at [www.librarycouncil.ie](http://www.librarycouncil.ie) or in hardcopy from An Chomhairle (e-mail: [info@librarycouncil.ie](mailto:info@librarycouncil.ie))*

*Cover photograph:* Limerick County Library HQ and Limerick Studies Centre, Lissanalta House, Dooradoyle; opened March 28 2008 by the Minister for the Environment, Heritage and Local Government, John Gormley, T.D.



**Table 1: Public library authority estimates of expenditure, 2008.**

€

Library authority	Operation & maintenance	Stock <i>General</i>	Stock <i>Primary school</i>	Total stock fund	Contribution to An Chomhairle	Loan charges	Other	Total
<i>County Councils</i>								
Carlow	1,113,596	144,000	28,000	172,000	16,854	0	0	1,302,450
Cavan	1,450,965	130,000	40,000	170,000	20,100	232,490	82,665	1,956,220
Clare	2,945,248	284,800	56,378	341,178	38,520	24,000	194,214	3,543,160
Cork	7,862,400	1,103,400	170,000	1,273,400	120,000	0	185,000	9,440,800
Donegal	3,030,100	456,400	83,000	539,400	49,300	0	35,000	3,653,800
Dún Laoghaire Rathdown	4,919,200	874,600	77,000	951,600	72,000	0	0	5,942,800
Fingal	7,439,100	1,600,000	124,000	1,724,000	69,800	0	0	9,232,900
Galway <sup>1</sup>	3,601,757	550,000	100,000	650,000	51,000	0	0	4,302,757
Kerry	3,128,000	430,000	69,000	499,000	48,000	0	760,191	4,435,191
Kildare	4,027,029	545,000	106,994	651,994	60,000	220,000	0	4,959,023
Kilkenny	2,338,934	226,000	35,000	261,000	30,000	11,500	103,000	2,744,434
Laois	1,370,500	219,000	36,000	255,000	24,000	68,500	87,000	1,805,000
Leitrim	1,267,818	95,000	14,500	109,500	9,300	65,000	20,500	1,472,118
Limerick	3,779,251	482,700	61,300	544,000	47,000	47,500	0	4,417,751
Longford	1,089,500	123,000	22,000	145,000	12,100	0	38,000	1,284,600
Louth	1,807,500	23,500	60,000	295,000	36,000	88,100	75,000	2,301,600
Mayo	3,002,106	499,200	72,800	572,000	41,454	0	0	3,615,560
Meath	2,460,287	275,000	90,000	365,000	55,000	0	0	2,880,287
Monaghan	1,327,857	175,000	30,000	205,000	20,570	116,034	14,026	1,683,487
Offaly	2,071,159	205,253	40,000	245,253	25,000	0	0	2,341,412
Roscommon	1,077,000	357,000	51,000	408,000	20,000	0	211,000	1,716,000
Sligo	1,352,970	245,000	30,000	275,000	21,000	85,000	15,500	1,749,470
South Dublin	6,388,400	1,000,000	130,000	1,130,000	90,000	0	0	7,608,400
Tipperary JLC <sup>2</sup>	2,976,567	341,500	79,000	420,500	0	290,139	0	3,687,206
Waterford	1,474,645	129,246	30,754	160,000	20,825	16,474	0	1,671,944
Westmeath	1,843,545	165,000	45,000	210,000	26,800	0	0	2,080,345
Wexford	1,980,513	362,000	80,000	442,000	45,560	0	58,585	2,526,658
Wicklow	2,527,637	400,000	65,000	465,000	43,000	108,000	0	3,143,637
<b>Total County:</b>	<b>79,653,584</b>	<b>11,653,099</b>	<b>1,826,726</b>	<b>13,479,825</b>	<b>1,113,183</b>	<b>1,372,737</b>	<b>1,879,681</b>	<b>97,499,010</b>
<i>City Councils</i>								
Cork	4,503,924	440,000	64,500	504,500	39,976	0	345,200	5,393,600
Dublin	19,995,476	2,326,000	197,500	2,523,500	183,150	0	1,273,550	23,975,676
Limerick	1,636,628	170,400	33,000	203,400	20,500	28,000	5,499	1,894,027
Waterford	1,446,346	225,000	35,000	260,000	16,632	0	0	1,722,978
<b>Total City:</b>	<b>27,582,374</b>	<b>3,161,400</b>	<b>330,000</b>	<b>3,491,400</b>	<b>260,258</b>	<b>28,000</b>	<b>1,624,249</b>	<b>32,986,281</b>
<b>ALL</b>	<b>107,235,958</b>	<b>14,814,499</b>	<b>2,156,726</b>	<b>16,971,225</b>	<b>1,373,441</b>	<b>1,400,737</b>	<b>3,503,930</b>	<b>130,485,291</b>

<sup>1</sup> Galway County Council provides a library service to the City on an agency basis.

<sup>2</sup> Contribution to An Chomhairle: the figures given do not include assessments on Galway City Council; North Tipperary County Council or South Tipperary County Council.



Table 2: Estimated expenditure, 2004-2008 (€)

Year	Expenditure on libraries	% change on previous year	Local authority expenditure: all programmes	% change on previous year	Expenditure on libraries as % of total
2008	130,485,291	+10.7	4,869,169,397	+7.2	2.7
2007	117,891,091	+9.6	4,541,072,535	+10	2.6
2006	107,888,318	+9	4,128,398,921	+9.8	2.6
2005	98,975,804	+10.1	3,758,582,596	+7.8	2.6
2004	89,878,574	+10.6	3,487,382,044	+7.8	2.6

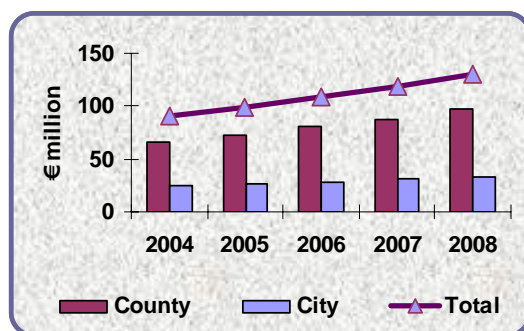


Chart 2: Estimated expenditure

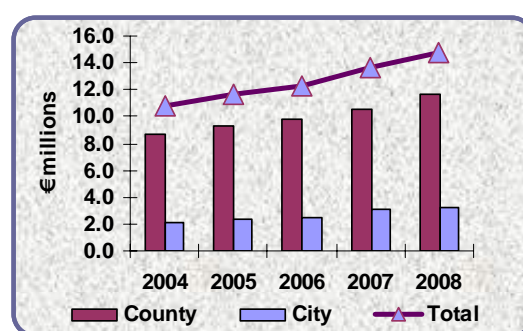


Chart 3: Estimated expenditure on stock

Table 3: Estimated expenditure on stock, 2004-2008 (€)

Year	Local authority stock fund	Primary school library grant scheme	Total expenditure on stock	Per capita expenditure on stock*	Stock fund as % of total library spend
2008	14,814,499	2,156,726	16,971,225	3.49	13
2007	13,554,466	2,065,510	15,619,976	3.20	13.2
2006	12,336,306	1,880,351	14,216,657	3.15	13.2
2005	11,609,920	1,632,008	13,241,928	2.96	13.4
2004	10,811,902	1,408,202	12,220,104	2.76	13.6
5 year total	63,127,093	9,142,797	72,269,890		

\* Per Capita figure excludes expenditure under the Primary School Library Grant Scheme

**An Chomhairle Leabharlanna**  
53-54 Upper Mount Street,  
Dublin 2,  
Ireland.

**Telephone:** +353 1 676 1963 / 676 1167  
**Fax:** +353 1 676 6721  
**Email:** [info@librarycouncil.ie](mailto:info@librarycouncil.ie)  
**Website:** [www.librarycouncil.ie](http://www.librarycouncil.ie)